


Power of Color

Puwen Jiang

A Thesis Submitted in Partial Fulfillment of Requirements for  
degree of Master of Fine Arts in Visual Arts  
September 2023

Copyright of Maharakham University

พลังของสี



วิทยานิพนธ์

ของ


Puwen Jiang

เสนอต่อมหาวิทยาลัยมหาสารคาม เพื่อเป็นส่วนหนึ่งของการศึกษาตามหลักสูตร  
ปริญญาศิลปกรรมศาสตรมหาบัณฑิต สาขาวิชาทัศนศิลป์

กันยายน 2566

ลิขสิทธิ์เป็นของมหาวิทยาลัยมหาสารคาม

Power of Color



Puwen Jiang

A Thesis Submitted in Partial Fulfillment of Requirements  
for Master of Fine Arts (Visual Arts)

September 2023

Copyright of Mahasarakham University



The examining committee has unanimously approved this Thesis, submitted by Mr. Puwen Jiang , as a partial fulfillment of the requirements for the Master of Fine Arts Visual Arts at Maharakham University

Examining Committee

.....Chairman

(Asst. Prof. Suchat Sukna ,  
Ph.D.)

.....Advisor

( Sakchai Uttitho , Ph.D.)

.....Co-advisor

(Assoc. Prof. Boontan  
Chetthasurat )

.....Committee

(Prof. Parinya Tantisuk )

.....Committee

(Prof. Pongdei Chaiyakur )

.....Committee

(Asst. Prof. Somporn  
Rodboon )


Maharakham University has granted approval to accept this Thesis as a partial fulfillment of the requirements for the Master of Fine Arts Visual Arts

.....  
(Asst. Prof. Peera Phanlukthao ,  
Ph.D.)

.....  
(Assoc. Prof. Krit Chaimoon ,  
Ph.D.)

Dean of Faculty of Fine - Applied  
Arts and Cultural Science

Dean of Graduate School



**TITLE** Power of Color  
**AUTHOR** Puwen Jiang  
**ADVISORS** Sakchai Uttitho , Ph.D.  
Associate Professor Boontan Chetthasurat  
**DEGREE** Master of Fine Arts      **MAJOR** Visual Arts  
**UNIVERSITY** Mahasarakham      **YEAR** 2023  
University

### **ABSTRACT**

This visual arts creation thesis, Power of Color, is inspired by viewing the earth from the perspective of God, viewing China from the earth, and viewing Xinjiang and Gansu from China. The shape is based on the high-altitude overlooking of the two places as the prototype, combined with Chinese, Indian and other cultures, and uses colors to show power. Use thinners to mix colored liquid paints, allowing just the right amount of white and colors to represent the surface of the earth to pour onto the canvas. Tilt the canvas frame back and forth and let the gravity of the earth pull the colors in the desired direction. Driven by blowers, they generate special textures such as deformations, movements, collisions of complementary colors, and more. The purpose of " Power of Color" is to study that power is everywhere and exists in nature and human society. Expressing emotion, there is an unconditional connection between different forces. Mutual fusion, harmonious coexistence. Colors mix together to create beauty and endless imagination.

Keyword : Power of Color consisted

พูนุ ปณุกิตโต ชีเว

## ACKNOWLEDGEMENTS

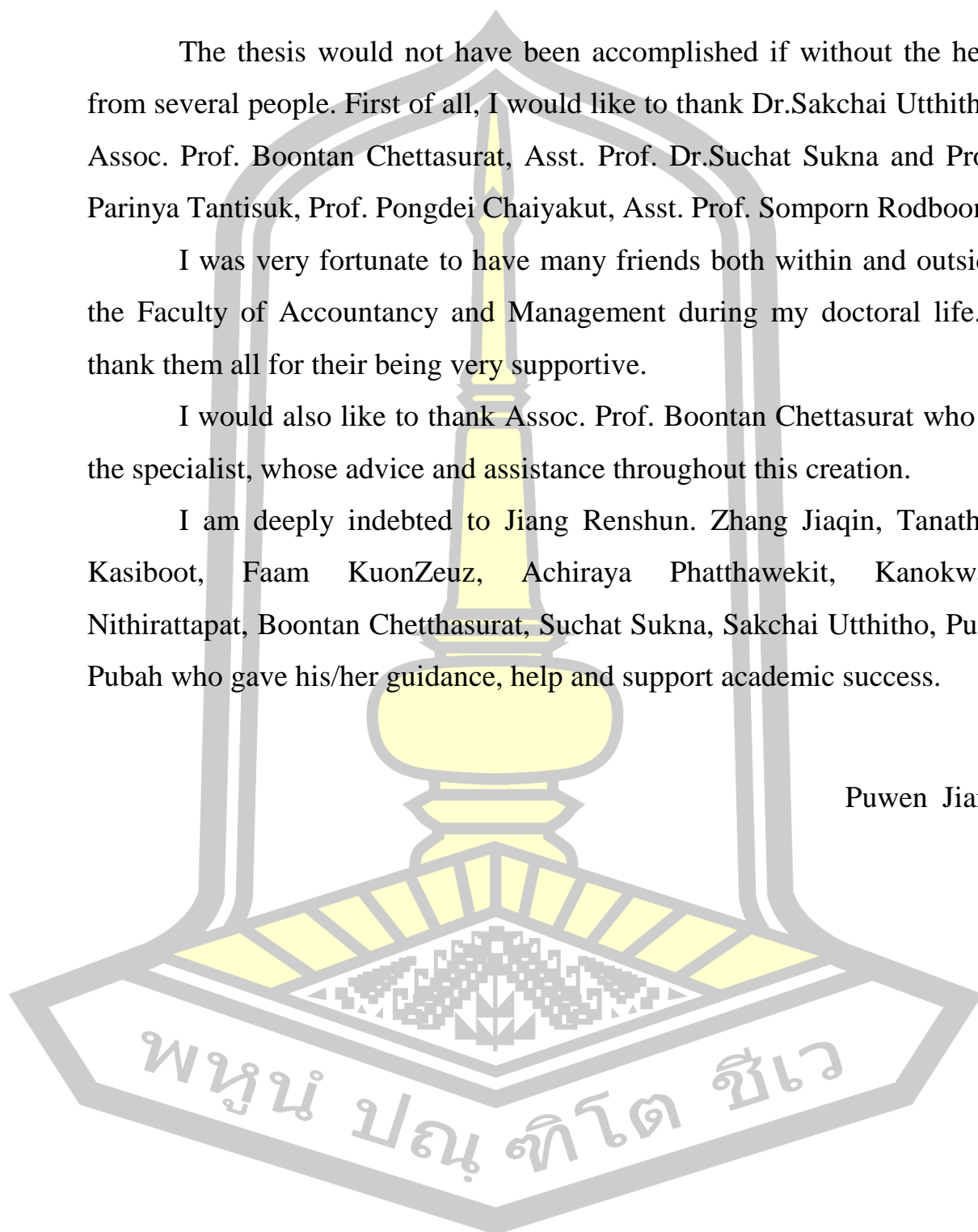
The thesis would not have been accomplished if without the help from several people. First of all, I would like to thank Dr.Sakchai Utthitho, Assoc. Prof. Boontan Chettasurat, Asst. Prof. Dr.Suchat Sukna and Prof. Parinya Tantisuk, Prof. Pongdei Chaiyakut, Asst. Prof. Somporn Rodboon.

I was very fortunate to have many friends both within and outside the Faculty of Accountancy and Management during my doctoral life. I thank them all for their being very supportive.

I would also like to thank Assoc. Prof. Boontan Chettasurat who is the specialist, whose advice and assistance throughout this creation.

I am deeply indebted to Jiang Renshun. Zhang Jiaqin, Tanathip Kasiboot, Faam KuonZeuz, Achiraya Phatthawekit, Kanokwan Nithirattapat, Boontan Chetthasurat, Suchat Sukna, Sakchai Utthitho, Puza Pubah who gave his/her guidance, help and support academic success.

Puwen Jiang

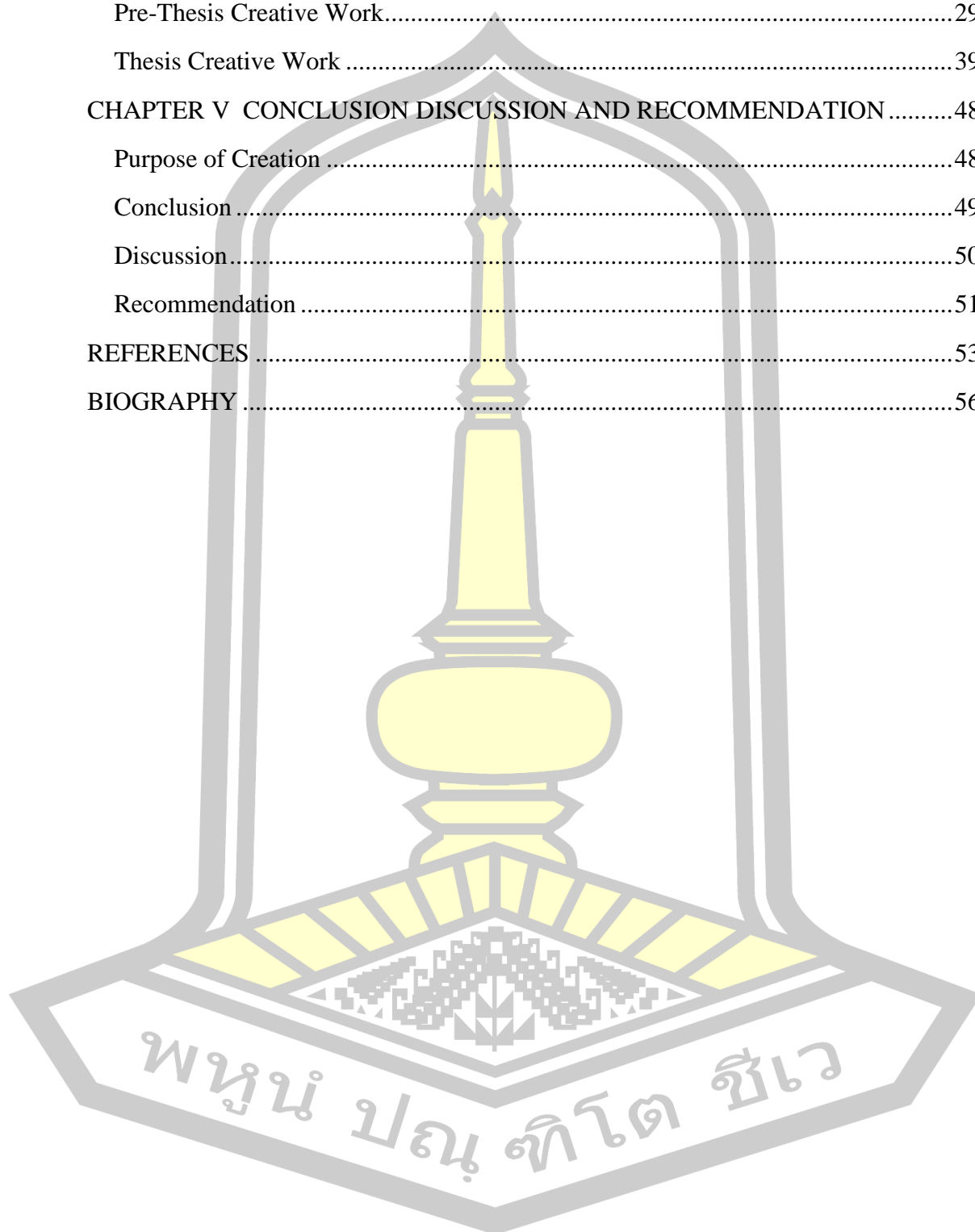


## TABLE OF CONTENTS

	<b>Page</b>
ABSTRACT.....	D
ACKNOWLEDGEMENTS.....	E
TABLE OF CONTENTS.....	F
LIST OF FIGURES .....	H
CHAPTER I INTRODUCTION.....	1
Background.....	1
Purpose of Creation .....	3
Scope of Creation .....	3
1. Content .....	3
2. Form.....	3
3. Techniques.....	4
Conceptual of Frame Work .....	4
Definition of Terms .....	4
CHAPTER II LITERATURE REVIEW.....	6
Field Data.....	6
Documentary Data.....	8
Theory.....	17
Influence from Visual Arts.....	18
CHAPTER III METHODS OF CREATION.....	22
Collection and Analysis Data .....	22
1. Data Collection.....	22
2. Data Analysis .....	22
Process of Creation.....	24
1. Sketches .....	24
2. Step of Creation.....	26




CHAPTER IV RESULTS.....	29
Pre-Thesis Creative Work.....	29
Thesis Creative Work .....	39
CHAPTER V CONCLUSION DISCUSSION AND RECOMMENDATION .....	48
Purpose of Creation .....	48
Conclusion .....	49
Discussion.....	50
Recommendation .....	51
REFERENCES .....	53
BIOGRAPHY .....	56



## LIST OF FIGURES

	<b>Page</b>
Figure 1 From China 1 .....	7
Figure 2 From China 2 .....	7
Figure 3 Five Elements Diagram .....	8
Figure 4 Empress Portrait .....	13
Figure 5 Dragon Robe .....	15
Figure 6 Portraits of Officials .....	15
Figure 7 Gate of Xinjiang .....	16
Figure 8 Artist : <i>Yves Klein</i> .....	19
Figure 9 Artist : <i>Jackson Pollock</i> .....	20
Figure 10 Artist : <i>Laura Milnor Iverson</i> .....	21
Figure 11 Sketch 1 .....	24
Figure 12 Sketch 2 .....	25
Figure 13 Sketch 3 .....	25
Figure 14 Work in step 1 .....	26
Figure 15 Work in step 2 .....	27
Figure 16 Work in step 3 .....	27
Figure 17 Work in step 4 .....	28
Figure 18 Pre-Thesis work 1 .....	30
Figure 19 Pre-Thesis work 2.....	31
Figure 20 Pre-Thesis work 3.....	33
Figure 21 Pre-Thesis work 4.....	34
Figure 22 Pre-Thesis work 5.....	36
Figure 23 Pre-Thesis work 6.....	37
Figure 24 Pre-Thesis work 7.....	39
Figure 25 Thesis work 1 .....	40
Figure 26 Thesis work 2 .....	41

Figure 27 Thesis work 3 .....	41
Figure 28 Thesis work 4 .....	43
Figure 29 Thesis work 5 .....	44
Figure 30 Thesis work 6 .....	45
Figure 31 Thesis work 7 .....	46
Figure 32 Thesis work 8 .....	47
Figure 33 Thesis work 9 .....	47



# CHAPTER I

## INTRODUCTION

### Background

With the development of science and technology, the whole picture of the earth has come into people's field of vision. From the perspective of the universe, most of the earth is a beautiful planet that blends blue, yellow, green, and white. From a high altitude, this unusual angle gives people a shocking visual experience, brings people a different visual effect, releases stress, and feels the beauty of the world with their eyes. There is an ancient Chinese poem that says, "People will be at the top of the mountain, and will see all the small mountains." The eruption of the Salychev volcano, the eye of the typhoon, the Grand Canyon of Colorado, the green coverage of developed countries, Antarctica regardless of day and night, and the greenhouse effect of the Himalayas. The resulting effects and so on, these unfamiliar words will make people feel full of beauty, even like a computer-synthesized technological landscape. (Zhong Wei, 2020)

Return perspective to the map of China, and will see the outline of China, the image of a rooster with its head held high. Looking at the head, Heilongjiang, a golden waterway rushing for thousands of miles, is like a Milky Way falling into the world, embedded in a lush blue color. Looking at the feet, the waters of the South China Sea are dotted with islands and reefs, the coastline is winding and beautiful, and the underwater world is so beautiful. Looking at the tail, the sacred sight of Xinjiang blue with yellow and white is unforgettable. In the north, there is the majestic Great Wall lying on Beijing, and in the northwest, there is Gansu Danxia Landform, which looks like a rainbow falling on the ground. Qinghai Lake is like a sapphire embedded in the plateau. In the southwest, there is the beautiful "South of Colorful Clouds" Yunnan, and the prosperous metropolises and scenic spots in the east and south complement each other. (Zhang Yixin, 2021)

The Danxia landform in Zhangye City, Gansu Province is one of the largest and best-developed areas with the most abundant landform shapes in China. In the hilly area with an area of 100 square meters, there are Danxia landforms with peculiar

shapes, colorful colors and majestic momentum. The Danxia landform here developed in the pre-Jurassic to Tertiary period about two million years ago. Its peaks are composed of cliffs, which give people a feeling of majesty and strength. Even small-scale pinnacles seem to have the power to lift up the sky and are full of masculine beauty. Strange, Danxia landforms, strange rocks like forests, ever-changing, resembling objects and scenery, cone-shaped, tower-shaped, resembling people, objects, birds, and beasts, with different and lifelike images. It makes people feel that it is an artistic masterpiece of a sculptor. There are also the beauty of form, structure, color, artistic conception and change. The beauty of Danxia has a natural beauty without embellishment. (Anonymity, 2020)

### 1. Inspiration

There are two types of geological processes. The internal force of the earth complicates the composition and structure of the interior of the earth and the crust, causing the surface to fluctuate. development. Its long or severe action process and journey are called geological changes. The manifestations of geological changes are mainly divided into plate tectonic movement, magmatic activity, earthquake, water erosion, weathering, slope gravity, rain and snow erosion, water flow transportation, rock and soil deposition and induration, etc., common tsunamis, volcanic eruptions, hurricanes, mountain Landslides and so on belong to external geological changes. These can make people feel the beauty and power from nature, and also make people awe of nature. (HomeprojectFR, 2009)

### 2. Significance of the Study

There is no absolutely static thing on the earth, it is constantly moving and changing, and stillness is relative, so it loses its power. Every movement of the earth produces changes of varying magnitudes, both positive and negative. For example, a volcanic eruption is a disaster for people, but it can also bring people fertile soil, gems, and building materials. Rain and snow degrade the land but can also kill land pests and promote plant growth. The ecological cycle system of nature also shows its strength all the time.

## **Purpose of Creation**

1. Any subject studied to a certain extent is the scope of philosophy; philosophy is a discipline that makes intelligent; there is neither absolute movement nor absolute stagnation from a philosopher's point of view; movement is due to reference, and power is the form of expression of movement. Investigate the geological role with the power and expression of geological change and beauty, as well as the cultural meaning of various colors. Let people feel the power of nature and beauty, admire nature, and love nature.

2. To create the visual arts which was painting that expressed via the abstract was used from acrylic paint, canvas, eyedropper, spatula, hair dryer, etc. which conveyed the power of color. The colors of nature and the earth in different geographical locations in different weather and different seasons and the colors used by different countries in different cultures to blend together, extracting the common points, express the power of colors.

## **Scope of Creation**

### **1. Content**

Power exists in nature as well as in people's daily life. I want to combine the power of nature with the cultural customs that people have formed for a long time. I use colors to express my feelings for power and to express my love for culture. and respect for nature.

### **2. Form**

Looking at the earth from the universe, we can see that the earth is constantly moving, and we can see that the clouds, seas, and land are changing with time. Looking at China's territory from a high altitude, it shows different geographical features under the influence of time and nature, and the power of nature brings hazy beauty. From the territory of China, we can also see the Danxia landform in Gansu Province. The colorful mountains and soil have become unusual under the uncanny craftsmanship of nature.

Each country also has different ways of using colors to express its innermost feelings during different festivals. India's Holi Festival, Japan's summer

fireworks, and China's Lantern Festival all show their power. In the process of creation, the direction of the paint is controlled by the form formed by the wind and the sun and the soft and silky feeling of the earth from space, so that the paint flows naturally and has strength and beauty. The shape is like a tower, like a cow, Like a dragon, like a horse, like a bird, etc., overlapping and merging with each other.

### 3. Techniques

Creators use mixed acrylic paints poured onto the canvas. The creators use a variety of comprehensive techniques to express the power and beauty of nature and culture in the form of land. Combined with the cultures of the peoples of various countries, it expresses the fusion of the power of nature and the power of culture.


### Conceptual of Frame Work

Power is an important element. There are positive aspects such as the power of hope, the power of culture, and the power of learning. There are also factors that are bad for people such as volcanoes, tsunamis, and explosions. But whether it is good or bad, it is an indispensable compositional condition, mutually restricting and integrating with each other. Culture is the result of people's long-term formation in different countries, different climates and different conditions, and some make people feel grateful or make people feel powerful or express their emotions. Although the meanings are different, they are all people's hope for the future life. Hope to be good. Some make people cry seriously, this kind of spiritual power, whenever this day comes, remember what major events happened on a certain day in a certain year. Use colors to show power, collide with each other and merge with each other. Demonstrate the power of variety. (Xu Ying, 2015)

### Definition of Terms

1. Power : Since ancient Chinese history, strength has always been a highly valued part. It is both a symbol of power and a proof of strength. In my works "power" is Sea, woods, sky, volcanoes, tornadoes, culture, festivals, climate, etc. It is all the forces that can be seen on the earth, and it is also the invisible force that has been endowed with meaning by people.

2. Color : In my works, colors represent different countries, different ethnic groups, different geographic locations, different climates, different cultures, etc.





## CHAPTER II

### LITERATURE REVIEW

According to the purpose of the creation, this thesis study focuses on Power of Color. To support the study purpose, the framework of process is selected accordingly. This chapter reviews related literature, covering the following topics.

1. Field Data
2. Documentary Data
3. Theory
4. Influences from Visual Arts

#### **Field Data**

To field trips to China's great rivers and mountains, Xinjiang is a great place to linger. Most of the people's first impressions are yellow deserts and places with little water and no vegetation. After getting to know the local people's culture, nationality, landform, etc., they have a unique yearning and special meaning for blue, So while blending in with the beautiful scenery, I also rented aerial photography tools to overlook the beauty of Xinjiang. Xinjiang has a vast territory and diverse landscapes. The beautiful Tianshan Mountains divide Xinjiang into southern and northern Xinjiang. The northern Xinjiang has European-style natural landscapes, while the southern Xinjiang has a Middle Eastern style. It has the second largest desert in the world and the magnificent Tianshan Mountains. Snow-capped mountains, beautiful prairie, green alpine lakes, magical Yadan landforms, shocking desert *Populus euphratica* forests, mysterious ruins of the homeland.(Zhu Ling, 2015)

Back to Gansu the colorful hills are known for their staggered bedding, steep rock walls, majestic momentum, peculiar shapes, and colorful colors. They are highly ornamental and have the largest area in China. They have high scientific research and tourism value. The China Danxia Landform Tourism Development Research Association finally called it: "China's No. 1 Colored Hill".(Ou Yunhai, 2019)




Figure 1 From China 1



Figure 2 From China 2

## Documentary Data

The Five Elements is a systematic view of ancient Chinese Taoist philosophy. The meaning of the five elements encompasses the five basic dynamics through the evolution of yin and yang: water (representing moisturizing), fire (representing inflammation), metal (representing convergence), wood (representing stretching), and earth (representing neutralization). Ancient Chinese philosophers used the Five Elements Theory to explain the formation of all things in the world and their interrelationships. It emphasizes the whole and aims to describe the form of movement and transformation of things. (Alun, 2022)

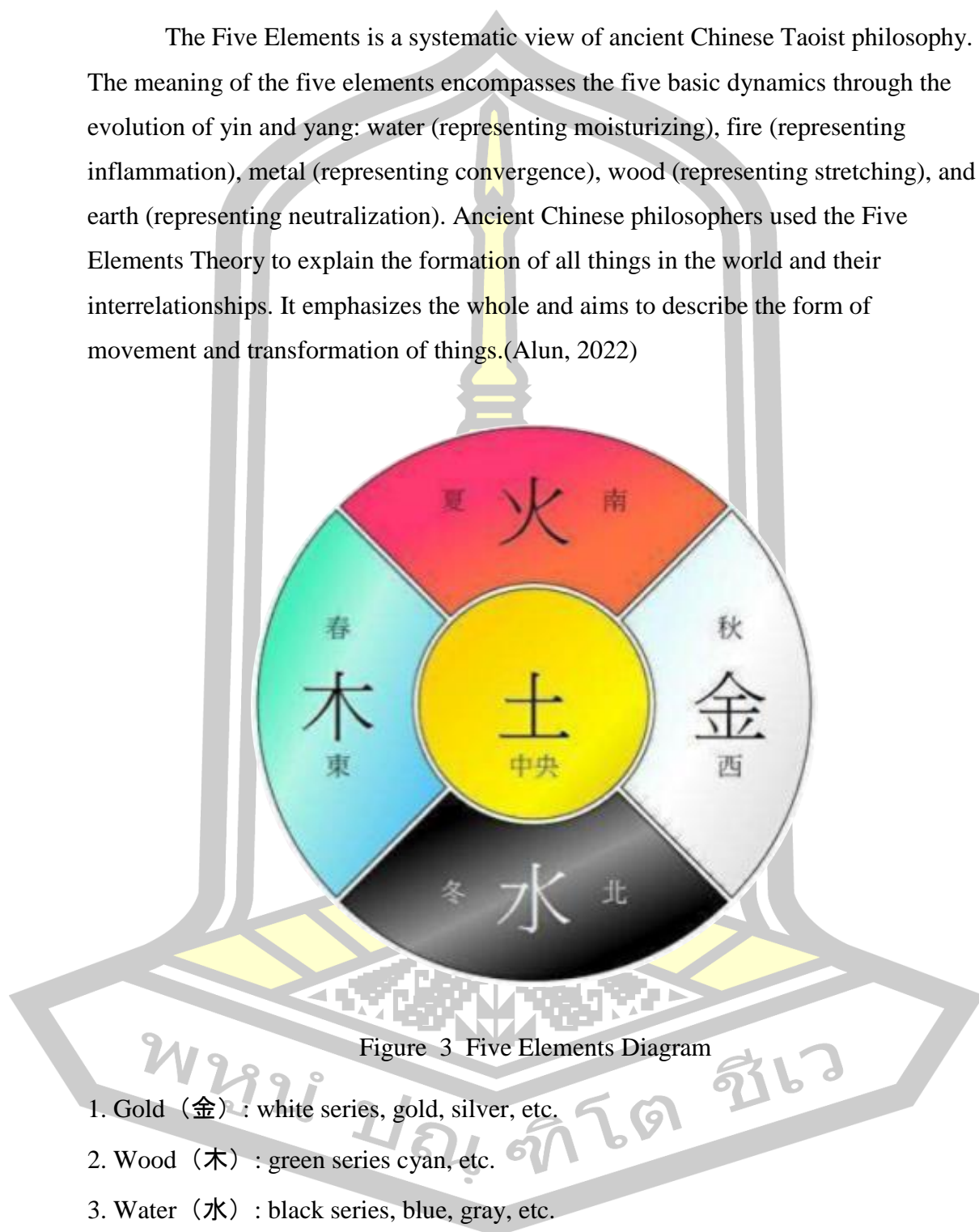


Figure 3 Five Elements Diagram

1. Gold (金) : white series, gold, silver, etc.
2. Wood (木) : green series cyan, etc.
3. Water (水) : black series, blue, gray, etc.
4. Fire (火) : red series, purple, etc.
5. Soil (土) : yellow series, brown, brown, etc.

Different colors have different meanings. White means justice, purity, dignity, integrity, and youth; Black means incorruptibility, solemnity, seriousness, boldness, calmness, loneliness; Red means greatness, enthusiasm, loyalty, joy, fear, danger, enthusiasm; Green means reckless, stubborn, perverse, deceitful, jealous, youthful; Pink means smart, lively, cute, romantic, absurd, coquettish, lewd, frivolous; Blue means youth, keenness, vigor, decency, loyalty, lightness, loneliness, quietness, tolerance, tenderness; Purple means strict, prudent, patient, decisive, elegant, mysterious; Grey means indeterminate, both, indifferent, calm; Xueqing means graceful, beautiful, soft and comfortable; Lush green means wisdom, tranquility, silence, serenity. (Xiao 00, 2022)

Speaking: white

"Shuowen Jiezi" says: "White is the color of the West." White, like white snow and white feathers, corresponds to gold in the West."Shuowen" says: "Bai, from entering into two. The ancient Xiaozhuan writing "two" symbolizes the space between heaven and earth, and entering means that sunlight enters between heaven and earth. Therefore, the original meaning of the word "white" is to take sunlight falling between heaven and earth. This concept seems simple, but it is very macro, because it is necessary to stand at a certain height and overlook the human world from a macro perspective, in order to construct the word "white". Therefore, the white word seems simple and clean, but the connotation behind it is not. It is very deep and wide. White dew. The white dew is the color of dew, and the air is cold. The Shijing says: "The scorpion is dark and white, and the white dew is frost. The ancestors used the green twigs and the condensed white dew to outline the pure and clean scenery by the water. The beauty observed by the ancients was very real, very accurate, and very natural.(Lu Cui, 2012)

Speaking: Qing

"Shuowen" says: "Blue, the color of the East. Wood makes fire, from life, and elixir." Green, the color of oriental wood in the Five Elements, means life, symbolizing the color of the birth and growth of all things.

"Zhou Liqiu Official Position Gold" records: "The precepts of gold, jade, tin, stone, Dan, and green are in the palm of your hand." Zheng Xuan commented: "Blue, empty green." Kongqing is a kind of malachite, which is a natural mineral. Tao

Hongjing said in "Famous Doctors": "There is copper in the sky." The cyan used in the Zhou Dynasty came from the ore mined. The cyan used in the Zhou Dynasty came from the ore mined. The picture shows the cut malachite. (Didier Descouens/Wikimedia Commons) Qing corresponds to the East, and the five elements of the East belong to wood, which can make fire, so the bronze inscriptions and small seal characters of the green character are all Cong Dan, which is used as the meaning symbol of the green character. Dan is a red ore, and blue is also an ore. The ancients said: "The faith of Danqing is inevitable." Faith is like Danqing, and there is an inevitable mutual relationship between the two.

Speaking: Black

"Shuowen Jiezi" says: "Black, the color of fire smoke. From the flame, go up the chimney. Chimney, ancient window characters." The ancients observed that black charcoal was formed after the fire burned, and "black" was created accordingly. Character. "(Black) is also the color of the north." Black corresponds to the water of the north. Black is the color with the lowest lightness that absorbs all light. "The Explanation of Names" says: "Black is dark, just like the color of darkness." Black gives people a dim and opaque vision. The color of the water is deep and it will also produce gloom, such as the deep sea, which is named for its "water black as dark". The sky that Xuan refers to is a color close to black. Xuan is also often called black, but it is not one of the five colors. In "Book of Changes", it is said that Tianxuan Dihuang, the color of the sky that Xuan refers to, is a color close to black. "Shuowen" said: "Xuan, secluded and far away. Black and red color is mysterious." Black color, giving people a visual effect, deep and secluded, with red in black, it can be called black color. (Lu Cui, 2012)

Speaking: Red

"Shuowen Jiezi" says: "Red is the color of the south." Red, corresponding to the south, belongs to fire in the five elements. From oracle bone inscriptions to bronze inscriptions and small seal characters, the inheritance of the character "Chi" has always meant from the big and from the fire. The blazing fire burns fervently, and the flames go up, which is the impression of the ancients on fire. The "Shijing" has the verse "like fire fierce". "Release of Names" said: "Red, he is also. The color of the sun is also." Red, also considered to be the color of the sun, means bright and warm.

(fotolia)In ancient times, Chi and Zhu were often used together. "Shuowen" said: "Zhu, Chixin wood. Pinus and cypress." Zhu's original meaning is the tree with red heart. Vermilion is a strong color dyed through four procedures. The interpretation of "Shuowen Jie Zi Zhu" means that the red and red Zhu and Chi will have slight differences in depth."The Book of Songs Xiao Ya Si Gan" said "Zhu Fu Si Huang", Zheng Xuanjian: "Fu, the emperor is pure Zhu, the princes are Huang Zhu." During the Zhou Dynasty, the emperor's clothing used pure Zhu, which is the highest level, and the princes used yellow Zhu. Zhu is pure red. "Book of Songs in the Seventh Month" said, "I, Zhu Kongyang, are the clothes for the son." Zhu is red, Kongyang is bright, and the son refers to the nobles, which means that the red silk I dyed is very bright, and I use it to make clothes for the son. The traditional red and vermilion, like the red wall of the Forbidden City, incorporates a little earthy yellow, the color is pure, warm and rich.(Lu Cui, 2012)

Speaking:Yellow

"Shuowen" says: "Yellow is the color of the earth." Yellow is the color of the earth. "Zhou Yi Kun Gua Wen Yan" said: "The sky is mysterious and the earth is yellow." Yellow is the impression of the ancients on the earth.

Yellow is the ancient people's impression of the earth. Schematic diagram of the land. And in the eyes of the ancients, the color of the earth is bright. ancient book records says: "Yellow, swaying, still swaying, like the color of sunlight." Yellow is like the color of sunlight, making people feel open and bright. In the pre-Qin period, yellow as a positive color was mainly based on the color of the land, with a warm tone, not indicating yellow. From the Sui Dynasty to the Ming Dynasty, the emperor's "yellow robe" advocated Zhe yellow, and it was not until the Qing Dynasty that the "yellow robe" was changed to bright yellow. The five positive colors can be reconciled with each other to form other colors. Red and yellow become orange, blue and red make purple, and blue and yellow are mixed to make green. By understanding the basic meaning of the five positive colors, you can have a little understanding of the depth of traditional colors, the values of ancestors, and the wisdom of exploring the universe. The ancients used five colors to correspond to the five elements to outline their understanding of the universe. Such a macro concept of color and such

profound wisdom must only come from China, which has a profound culture.(Tang Jinping, 2014)

There is also a lot about the use of blue in ancient times.

#### Tang Dynasty

The blue representative of the Tang Dynasty is the ceramics of the Tang Dynasty. In fact, there are more than three colors in three colors, and the colors are much richer, but the ancient Chinese numerals often refer to empty words. This kind of pottery has many colors, so it is called three colors. In addition, Sancai got its name very late, and the term did not exist in the Tang Dynasty.

Sancai is divided into two categories, one is sculpture, including figurines horses, camels, and architectural models; the other is utensils. The camel carrying music figurines in the National Museum is a well-known example of the three colors. It is larger in shape and rich in color. When the tri-color was popular, it was the period when the exchanges between China and the West were the most frequent, so many of the modeling features on the three-color were marked with the stamp of the exchange between China and the West. Many people think that the most precious color in the three colors is gold, but from the point of view of craftsmanship, the most precious color should be blue. This blue is made of cobalt oxide. The cobalt material has been tested and proved to be from Persia. Like the blue and white materials in the future, it is very precious. So it is a precious symbol.(Wang Xingye, 2017)

#### Song Dynasty

In the history of the development of Chinese civilization, the culture of the Song Dynasty occupies an extremely important historical position. Ru porcelain culture is also an important part of Song Dynasty culture. It is unique with its exquisite craftsmanship, beautiful shape, smooth glaze, and elegant and pure charm. It is an epoch-making important symbol in the history of celadon development in my country.

In the Song Dynasty, blue began to be widely used in love themes. "Blue Bridge" is divided into male and female love reunions, suggesting the yearning for love, the bitterness of lover's parting and love, and the secluded date between lovers.

In the Song Dynasty, the color of official uniforms represented the level of quality. The level of clothing is very distinct, and on occasions with a strong political

atmosphere, what they wear is only a certain political symbol. The common people can only wear black and white clothes. Blue is the clothing of the fourth-rank officials.(Song Fangbin, 2021)



Figure 4 Empress Portrait

Yuan Dynasty

The most representative of blue in the Yuan Dynasty is blue and white porcelain, which is a blue art. Blue and white porcelain is fired from Ru porcelain. Ru kiln blue is closer to sky blue, while blue and white porcelain blue is more mellow and full-bodied, that is, "you blue". Blue and white porcelain, also known as blue and white, is a very simple and natural name, but it has a history of more than a thousand years. In the hearts of blue-and-white lovers or collectors, blue-and-white and the Yuan Dynasty are linked together, called "Yuan blue-and-white". Although the rich and splendid blue-and-white porcelain is sought after, blue-and-white porcelain is not a patent of the Yuan Dynasty. As a handmade art of porcelain in Chinese history, blue



and white first appeared in the Tang Dynasty, and later, after the evolution of the two Song Dynasties, finally achieved great success in the Yuan Dynasty.

#### Ming Dynasty

The official uniform system of the Ming Dynasty was strict. If you were not careful, your head would fall. The law stipulates that people from grade 3 and above should wear blue robes, and they should not wear pajamas at home. They must wear designated clothes. In the blue-blue-green series, "blue" is a common color except for the emperor's crown prince's clothing, and there are two types of blue plus red or yellow; the dye "blue" is indigo, which is rarely recorded. In the black series, the "xuan" color is used exclusively on the crowns and black clothes of the emperor and the crown prince. (In ancient books, the "xuan" color is the color of the night sky near the North Star, which may be similar to black. In fact, "xuan" is the color of the night sky near the North Star. A pictogram represents the action of twisting the hemp rope. In theory, the rope can be infinitely long, and it also extends a meaning, that is, it stretches infinitely in an infinite space. Therefore, the mysterious character represents the kind of distant mystery feeling.) So in the Ming Dynasty, blue was a symbol of mysterious power and indifference and strictness.

#### Qing Dynasty

The official uniforms of the Qing Dynasty uniformly used dark blue and black as the main colors, and the colors of different grades or the animals on the clothes were different. Even nobles and emperors have blue clothes. Of course, it is different from the blue of official clothes, the shade of color, the choice of materials, etc. The reason for the popularity of blue is that the Qing Dynasty belongs to fire according to the Five Elements, so the color of clothes is mostly used to symbolize water. To make official uniforms, black and blue in the five elements represent water, and the name of the dynasty "Qing" also contains "氵", (meaning water). The Qing Dynasty did not have official uniforms in various colors. In this respect, blue was a symbol of water in the Qing Dynasty.



Figure 5 Dragon Robe



Figure 6 Portraits of Officials

### Xinjiang's blue

Blue is the sky, water, air, depth and infinity, freedom and life, and blue is the most essential color of the universe - Yves Klein, of course, cannot be without Klein

blue, because Xinjiang is the most indispensable The beauty is the sky, water and freedom. Klein blue makes people lost in its bright and clear space. Everyone is attracted by its mystery, but there is an even more inextricable blue in Xinjiang, that is Ili Kazan. Its village - watching the sunset scattered all over the ground with tree shadows swaying on the romantic blue wall, when you encounter a car full of children who greet you enthusiastically, you can walk quietly on the street and watch tourists come and go. Uyghur life style. Sailimu Lake - There is a kind of blue called Sailimu Lake Blue. The most western and super healing blue elf in the motherland is the blue elf. The biggest charm of this blue is that it presents different blues in different positions in the sky and is ever-changing. , breathtaking. Blue symbolizes purity, tranquility, and represents reason and wisdom. This color is rarely used on Han-style doors, and it is also common here. That is because Xinjiang, which is located in the northwestern fringes of our country, is far from the ocean, which makes the Uyghur people yearn for the ocean. At the same time, the Uyghur people's love for blue is also influenced by Russian culture, which is also a symbol of friendship, expressing Uyghurs are friendly and hospitable.(Yu Tong, 2020)



Figure 7 Gate of Xinjiang

## Theory

In the visual arts, color theory (color theory) is a practical guide to color mixing and the visual effects of specific color combinations. There are also color definitions (or categories) based on the color wheel: primary colors, secondary colors, and tertiary colors (otherwise known as "intermediate colors" by some).

Additive colors describe those situations where new colors are formed by mixing different colors of light. This is subtractive color that contrasts light to create colors from parts of the visible spectrum; computer monitors and televisions are the most common forms of additive color, while subtractive color is used in paints, pigments, and color filters. When producing colors with additive colors, red, green, and blue light is typically used to produce other colors. Mixing one of the additive primary colors with another creates an additive secondary color: cyan, magenta, or yellow.

Colored pixels do not overlap on the monitor screen, but at a sufficient distance, light spreads from the pixel to the overlap on the retina. Another common use of plus light is for stage lighting, such as plays, concerts, circuses, night clubs, etc.

Color-field painting appeared in the United States around 1948, and representative painters included Barnett Newman, Mark Rothko, and Ad Reinhardt. Color gamut painting mainly evokes sublime meditation and transcendental feelings, thereby plunging the viewer of the painting into contemplation.

In color theory, color planning mainly refers to the color matching in various designs such as graphic design, fashion design, and industrial design. The most common color schemes are "black-white", "red-blue", etc.

A color wheel, also known as a color wheel or a color circle, represents the color of the visible light region as a circle, which is a tool of color science. A basic color wheel usually includes 12 different colors.

Main article: Complementary colors

In the color wheel diagram, the colors are 180 degrees relative to each other, that is, the colors at the two ends of the line are complementary colors to each other. 100 degrees to 179 degrees are called contrasting colors.

Similar color

In the color wheel diagram, two adjacent colors are similar colors  
Warm And Cool Colors.

In the color wheel, green and purple are two neutral colors, red, orange, yellow, etc. are warm colors, and green, blue-green, blue, etc. are cool colors.

HSL is Hue, Saturation, Lightness. HSV is Hue, Saturation, Value (English: Hue, Saturation, Value), also known as HSB.

A (subtractive color) model explains the colors produced by a mixture of paints, dyes, inks, and natural pigments, each of which subtracts (i.e. absorbs) certain wavelengths of light and reflects it back to others. The color displayed by a surface depends on the color it reflects in the electromagnetic spectrum.

In color theory, a light tone is a mixture of a color with white, which reduces darkness. Whereas dark tones are blended with black, which adds darkness. Tone is a mixture of through and gray, or a mixture of shades of light and dark. [1] Mixing a color with any neutral color (including black, gray, and white) reduces chroma, or chroma, while maintaining hue.(Yuan Hui, 2011)

### **Influence from Visual Arts**

1. It is said that Klein was practicing judo. Then saw some body shapes from the sweat marks on the mat. After the athlete was thrown to the ground, some people associated his works with abstract expressionism. (Together with artists like Jackson Pollock, they regard the movement of the body as the key factor to convey the energy and movement in his images. )He will make the model undress. Before smearing blue on her body, he pressed the figure on the wall against the wall in detailed instructions. This is the strongest representative of vitality he can imagine. He connects the human body with the endless sea of heaven. It reflects both emptiness and the source of life. Blue itself symbolizes the sky and the ocean, symbolizing no boundaries, and because "Klein Blue" is too pure, it is difficult to find colors that can match it into people's field of vision. Therefore, its impact is particularly strong. This kind of blue is known as an ideal blue and absolute blue, and its clarity and emptiness often make people lost. Expressing this feeling, without explanation or words, can make the mind feel,

this is an amazing feeling. Author take irregular shapes and blue from his work, and also use blue and irregular shapes in my work.(Shanghai Power Station of Art, 2020)



Figure 8 Artist : *Yves Klein*

Title : No.125 Anthropometry

Size : 180 x 270 centimeter

Technique : Models in blue to move on the canvas.

(From : IDEAT Ideal Home, 2019: Online)

2. With Pollock's brushstrokes he was able to make handy use of colors, lines, textures, lights, and contrasting shapes. This painting is enormous and its size can only really be appreciated in person. Pollock's abstract work was hard to decipher, but his rebellious nature and expressions of freedom were clearly evident. Combined with Pollock's style, I like the feeling of his free painting and the embodiment of his personality, I chose his way of expression and free lines. And the harmony of colors in the picture.(TUTU, 2017)



Figure 9 Artist : *Jackson Pollock*

Title : *Convergence*

Size : 242 x 399 centimeter

Technique : Oil painting .

(From : VertuGallery, 2022: Online)

3. Nearly hidden in this dramatic sunrise scene, a Japanese fisherman with cormorant birds starts his day, his lantern lit on his boat. This abstract expressionist landscape is an original acrylic painting on a stretched canvas.

The sense of fluidity is the abstraction of the picture, which gives people with different experiences different feelings.

Extract his technique and sense of flow to make the picture vivid and deep. Make work more appealing to the audience.



Figure 10 Artist : *Laura Milnor Iverson*

Title : Cormorant fisherman at sunrise

Size : 73.7 x 92.1 centimeter

Technique : Acrylic painting

(From : Art net, 2018: Online)

พหุบัณฑิตศึกษา



## CHAPTER III

### METHODS OF CREATION

This chapter gives an outline of the study design and procedure. The procedure of the study concluded from chapter two and other frameworks which involve with *Power of Color*. This creation will be presented according to the following topics:

1. Collection and Analysis Data
2. Process of Creation

#### **Collection and Analysis Data**

##### 1. Data Collection

Discover creator's strengths and how they relate to creator's creations and previous works. With regard to the five elements, I know about the representative colors and meanings of each element through the books "Five Elements Theory," "Five Elements Colorimetry," and the Internet. About the blue color of Xinjiang, China, I am inspired by site visits, bloggers' recommendations, travel websites, the Xiaohongshu APP, and other websites. View the documentary to experience the colors of the landscape in various geographical locations from a high altitude. About blue, I also found papers on Chinese history on the Internet to know what blue is used for and what it means in each era. People's Daily collected the meaning of "blue" in China. As the work progressed, I found photos of Danxia landforms in Gansu Province. I discovered cultural theories about the use of colors in various countries, as well as what kinds of meanings are associated with which colors in each country.

##### 2. Data Analysis

###### 2.1 Analysis of theme

There are many ways to show power. The reason I choose pigments is because of the combination and interpenetration of knowledge from many aspects. About the five elements, let me know the vivid images of various colors obtained by our ancestors from nature and found and recorded in people's lives. For example, the Millennium White dew is the color, and the qi begins to be cold. In the Book of Songs,

there is a cloud: "The white dew is frost, but the green grass is green." First of all, people use the verdant and condensed white dew to outline the plain and clean scenery by the water's edge. The beauty observed by the ancients was very real, accurate, and natural. Because of its high geographical location, close distance to the sky, many unique scenery sites (such as Tianshan Tianchi, Bayinbuluke, etc.), Islamic culture, and other reasons, people in Xinjiang believe in the color blue, so doors, windows, and walls are all shades of blue to show their devotion to nature. thereby extracting the power of wisdom.

In Chinese history, blue has its own special meaning in clothing, house decoration, and daily furniture. For example, the famous blue and white porcelain symbolizes solemnity, happiness, and auspiciousness. and won the favor of the world. The introduction of "China Blue" in The People's Daily to the 2008 Beijing Olympic Games shows a kind of Chinese power.

Watch a nature documentary to see various beautiful scenery created by nature's ingenious creation of the earth. Looking at the earth from a high altitude, every picture of nature forms a unity. Combined with the above introduction, it makes me want to use color to express power. Power and beauty, both of which are positive, can extend to giving people a kind of hope and a fighting spirit.

## 2.2 Analysis of form symbols

Show power through irregular shapes; borrow an external force hair dryer and an inclined drawing board to make the paint roll on the board to generate different color blocks, showing its beauty similar to natural generation and with flowing power.

In different geographical locations, nature brings flowing water, Danxia, aeolian sand, sedimentary, and glacial landforms to Xinjiang, China. Bring this curve to show power and beauty.

## 2.3 Analysis of techniques

In terms of techniques, the techniques used include shaking, tilting, shaking, stirring, splashing, dripping, blowing with a hair dryer, blending liquid, resin glue, etc. After each pigment is poured, blending liquid is added to stir or not. The reason for pouring blending liquid is to keep the pigment bright and brighten the color. Pour the drawing board anywhere you want to start, shake the drawing board, and use a hair dryer to achieve the picture effect formed by natural forces and achieve a

powerful line and an irregular color block shape. After drying, the color of the picture will be less saturated, and then a layer of blending liquid will be applied to brighten the inherent color. Finally, the resin glue repeats the manufacturing steps to get the vivid effect of the picture, and at the same time, it has the function of not oxidizing the picture.

### Process of Creation

#### 1. Sketches

Combining the information I found, I started to draw a sketch. The sketch uses a smaller frame to test whether the shape or the color can achieve the desired effect. Due to the difficulty of abstraction, I drew a lot of sketches for reference and selected a few satisfactory ones.




Figure 11 Sketch 1



Figure 12 Sketch 2



Figure 13 Sketch 3

## 2. Step of Creation

Prepare the acrylic paint and pour it into the diluent to adjust the liquid paint to a concentration similar to that of water. Stir continuously during debugging to prevent uneven mixing. After adjusting the colors, pour them into containers one by one, and then pour them on the canvas. Can tilt the canvas to make the colors flow, or can use a hair dryer or a straw to blow the paint to complete it. Finally, use the eyedropper to absorb the paint and adjust.

### 2.1 Step 1

Pour the acrylic paint along the inner wall of the container.



Figure 14 Work in step 1

### 2.2 Step 2

Use a brush to swipe water on the canvas. Pour the acrylic paint onto the canvas.




Figure 15 Work in step 2

2.3 Step 3

Adjusting the Hair Dryer for Painting.




Figure 16 Work in step 3

## 2.4 Step 4

Adjusting the Hair Dryer for Painting. Until you feel good.



Figure 17 Work in step 4



## CHAPTER IV

### RESULTS

This chapter intends to *Power of Color*. The focus of this chapter is to illustrate to the results. Thus, the results are shown into the following topics:

1. Pre-Thesis Creative Work
2. Thesis Creative Work

#### **Pre-Thesis Creative Work**

Show the connection and progress of each work, analyze the problems in each work, and divide it into the following items:

##### 1. Pre-Thesis work 1

1.1 Idea/ Concept: The inspiration for this work comes from the view of the sea from a high altitude. Because it is a rainy day accompanied by surging air currents, tornadoes, phytoplankton and organic matter in the sea, green is also added to the picture, and the shape of the vortex is used to show power.

1.2 Form: Using the feeling of rotation but not using the circle as the prototype, using the tornado as the prototype to change its shape without changing the feeling, and using color to make the picture have depth and express power.

1.3 Results: White is added to the color to represent the direction of the wind, giving the whole picture a sense of flow, just like the starry sky in Van Gogh's paintings. It has achieved "the shape is scattered and the soul is not scattered", so that the viewer can feel the power from nature.








Figure 18 Pre-Thesis work 1

Title : NO. 1

Size : 30 x 40 Centimeter

Technique : Acrylic Painting

## 2. Pre-Thesis work 2

2.1 Idea/ Concept: The shape extraction of this work is a real high-altitude top view. It is an expression of the integration of the landforms and geography of the Yellow Earth area and my inner feelings. The idea of using colors is to express the ideas of nature and make the work itself convincing. Unusual angles make the viewer intoxicated by the beauty of nature.

2.2 Form: This work uses meandering lines and deep colors, as well as my own feeling for texture to add blending agent to express the power and beauty of acrylic paint.

2.3 Results: Adding warm colors to the previous one makes the picture more convincing and aesthetic. The blending and interlacing of blue, orange and brown is a display of power and has multiple meanings.

2.4 Progress: The teacher's suggestion is that compared with the previous work, there is a difference in the color system, but it is more realistic and does not have its own unique style. If you add more ideas of your own, for example, it is originally this color but does not use this color. Blue with dark blue gives people a more profound feeling.




Figure 19 Pre-Thesis work 2

Title : NO. 2

Size : 30 x 40 Centimeter

Technique : Acrylic Painting

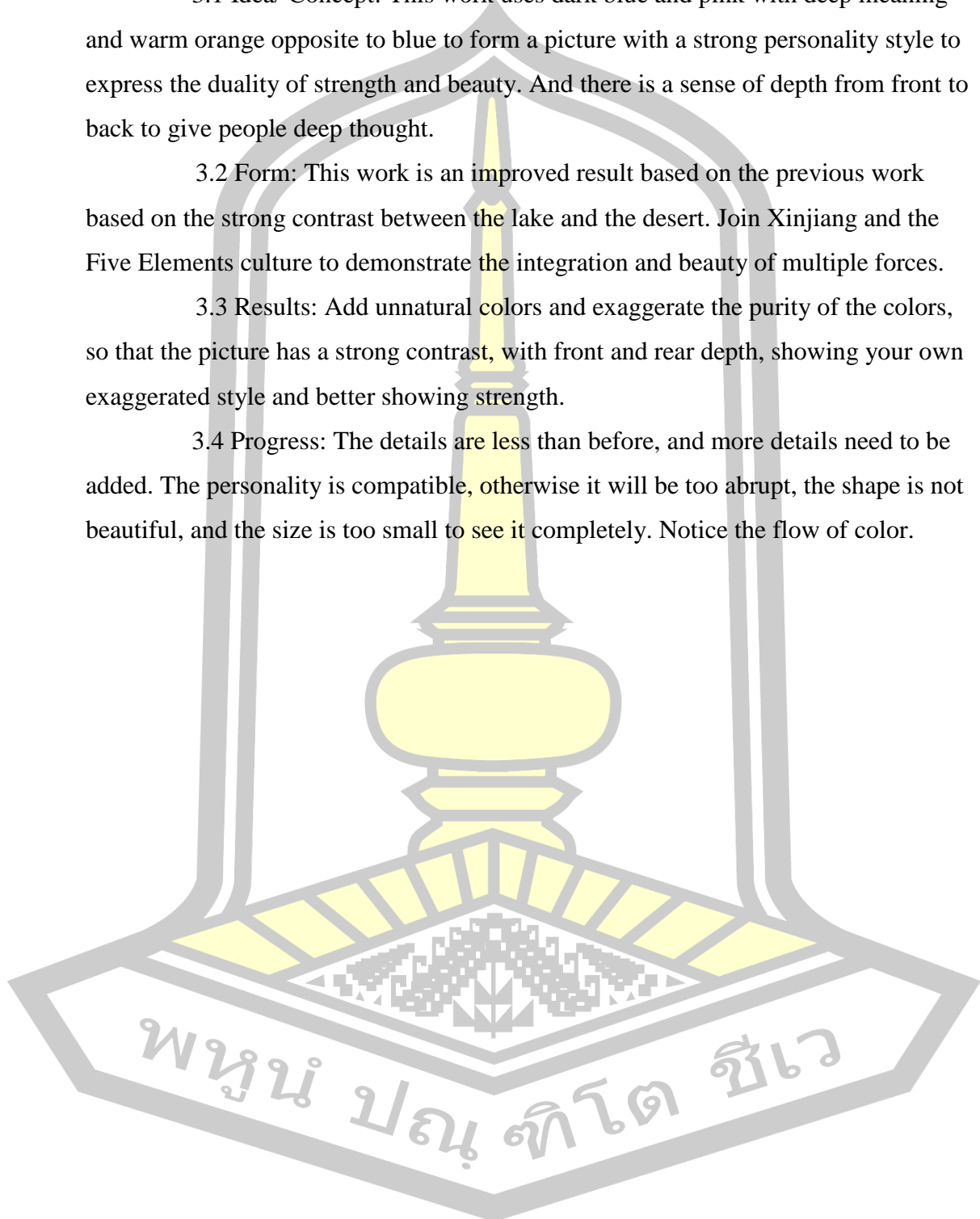
### 3. Pre-Thesis work 3

3.1 Idea/ Concept: This work uses dark blue and pink with deep meaning and warm orange opposite to blue to form a picture with a strong personality style to express the duality of strength and beauty. And there is a sense of depth from front to back to give people deep thought.

3.2 Form: This work is an improved result based on the previous work based on the strong contrast between the lake and the desert. Join Xinjiang and the Five Elements culture to demonstrate the integration and beauty of multiple forces.

3.3 Results: Add unnatural colors and exaggerate the purity of the colors, so that the picture has a strong contrast, with front and rear depth, showing your own exaggerated style and better showing strength.

3.4 Progress: The details are less than before, and more details need to be added. The personality is compatible, otherwise it will be too abrupt, the shape is not beautiful, and the size is too small to see it completely. Notice the flow of color.






Figure 20 Pre-Thesis work 3

Title : NO. 3

Size : 40 x 50 Centimeter

Technique : Acrylic Painting

#### 4. Pre-Thesis work 4

4.1 Idea/ Concept: This work uses the waves of the sea as the prototype, and changes the original color to add my own feelings to express a lively youthful power, and adds white to extend it to a pure and youthful look, making the picture more dynamic, so as to better express power.

4.2 Form: On the basis of the exact details of the previous works, I search for details and inspiration, and add more details. The shape is extracted from the waves under the clear sky, and I add my own control over the color to express it in an abstract form.

4.3 Results: Adding details makes the picture richer, the jitter of lines and the collision of colors show youthful vitality, and bring people the sea under the clear sky, playing like a child.

4.4 Progress: Compared with the previous works, there is some improvement. The use of blue is not as good as the dark blue of the previous works. Maybe the dark blue gives the picture more depth. The size is not big enough to show enough. Too few colors, more observation of realistic beauty.



Figure 21 Pre-Thesis work 4

Title : NO. 4

Size : 40 x 50 Centimeter

Technique : Acrylic Painting

## 5. Pre-Thesis work 5

5.1 Idea/ Concept: This work blends the sea under the strong sunlight at noon with the desert area of Xinjiang, bringing sunlight into the picture, using warm colors in a large area, and almost covering up the blue, bringing warmth and enthusiasm to the picture, but the enthusiasm is not too much. At the same time, the cultural theory of the orange system is added to bring people strength and hope at the same time, making the picture more culturally profound.

5.2 Form: Summarize the previous works The sea and the desert extract elements at the same time, the sea and the desert under the rainy sky, the desert and the sea under the clear sky, the wave texture of the sea, the twists and turns of the desert and the chasm, etc., so that the picture does not lose details and completes the 2D presentation to the viewer strength, hope and beauty.

5.3 Results: The picture is warm and conflict-free, and the picture is harmonious. Compared with the previous works, there is a slight improvement. The twists and turns of the lines and the fusion of colors drive the beauty and power of nature.

5.4 Progress: The colors are good-looking, but not many, adding other colors to make the picture richer, it would be even better if the 3D effect can be produced. The picture is still too small, and it needs to be made a little bigger, so that I feel that it can show strength. And look for the theory of color, look for the history of color.






Figure 22 Pre-Thesis work 5

Title : NO. 5

Size : 40 x 50 Centimeter

Technique : Acrylic Painting

#### 6. Pre-Thesis work 6

6.1 Idea/ Concept: The inspiration of this work comes from the sea flowing calmly due to the storm without wind and the melting ice and snow converging into a river flowing slowly. This flowing feature makes the author want the picture to also have fluidity. Use the blue culture that the author is looking for as the basis for painting, add a small amount of warm color to set off, control the flow direction, etc. to show the feeling of flow.

6.2 Form: The edge of the iceberg is melted into water by the high temperature and flows into the sea. The extraction of the color of chocolate ice cream melting, and the extraction of the meaning of blue in culture.

6.3 Results: Use more diluent to make the concentration of the pigment almost the same as that of water, so that it can flow freely, so as to control this variable factor to realize the sense of flow flowing downward. This sense of flow gives a 4D effect from a 2D picture. to express the power of nature.

6.4 Progress: Compared with the previous works, this one has a more flowing sense of cold color expression, and the effect may be better if the size is larger. Find relevant theories about the colors used, in what aspects, things, ideas. See more of other artists using blue.



Figure 23 Pre-Thesis work 6

Title : NO. 6

Size : 40 x 50 Centimeter

Technique : Acrylic Painting



## 7. Pre-Thesis work 7

7.1 Idea/ Concept: The inspiration for this work comes from the scene of hiding behind the car window on a rainy day and watching the rain flow on the outside of the windshield. The heavy rain makes the car unable to see the route clearly and is forced to stop on the side of the road. There is a hazy sense of flow, and the culture and festivals related to colors are integrated to show the power and beauty of nature.

7.2 Form: Using the sense of flow of water, let the 2D picture produce a 4D feeling, instead of stopping at the picture, it drives the visual flow. Then add a small amount of warm color to set off the picture.

7.3 Results: A sense of flow is achieved with a good picture effect without losing details. The unity of lines and color flow makes the whole picture show strength.

7.4 Progress: Look at works with related concepts or similar works to increase your insights into art and understand their concepts and inspirations. Abstraction is more about theoretical knowledge about color, but the size is still too small. If it can be 1.2 meters by 1.5 meters, it may be better displayed.






Figure 24 Pre-Thesis work 7

Title : NO. 17

Size : 40 x 50 Centimeter

Technique : Acrylic Painting

### **Thesis Creative Work**

Show the connection and progress of each work, analyze the problems in each work, and divide it into the following items:

#### 1. Thesis work 1

1.1 Idea/ Concept: This series of ideas comes from the high-altitude landform maps of Xinjiang and Gansu. The difference in geographical location, climate and temperature creates colorful land colors. In addition, the ancient Chinese legendary gods and beasts dragon, phoenix, and Xuanwu are added. It is people's

spiritual food, so that people's beliefs represent the east, west, north, south, and the generalization is the power of the earth and nature.

1.2 Form: This series of works adopts the combination of the shape of Chinese legendary beasts and Chinese landforms, which also expresses the creativity of nature and the power of Chinese culture.

1.3 Results: The three works added Chinese mythical animal culture, combined with previous works, innovated this work, and added other meanings to make it rich in meaning and better express power and hope.



Figure 25 Thesis work 1

Title : Power of Color ——Dragon

Size : 122 x 244 Centimeter

Technique : Acrylic Painting

พหุ ประทีป ชีวะ



Figure 26 Thesis work 2

Title : Power of Color ——Phoenix

Size : 122 x 244 Centimeter

Technique : Acrylic Painting



Figure 27 Thesis work 3

Title : Power of Color ——Tortoise

Size : 122 x 244 Centimeter

Technique : Acrylic Painting

## 2. Thesis work 2

2.1 Idea/ Concept: The second series of works is improved based on the previous works. This series collects festivals related to colors, so it is integrated into India's Holi Festival, Japan's summer fireworks and the International Kite Festival in Weifang City, Shandong Province, China, with different geographical locations. Different countries have different cultural customs, and the habits of using colors are all for hope. Thus the power extends to the power of hope.

2.2 Form: Extract the ways to express strength from three different countries, and finally summarize it with blooming. The appearance seems to be a physical force behind which there is also the integration of cultural force.

2.3 Results: The colorful pigments symbolize the good wishes of people from different countries during the festival, the integration of cultures and the integration of forces from different societies.

2.4 Progress: The third one is better. Not as good as the first series of panoramas, a bit like fireworks. Use more techniques to make it more than fluid. Can the color be more colorful or how to express more intensely.






Figure 28 Thesis work 4

Title : Power of Color 21

Size : 120 x 150 Centimeter

Technique : Acrylic Painting

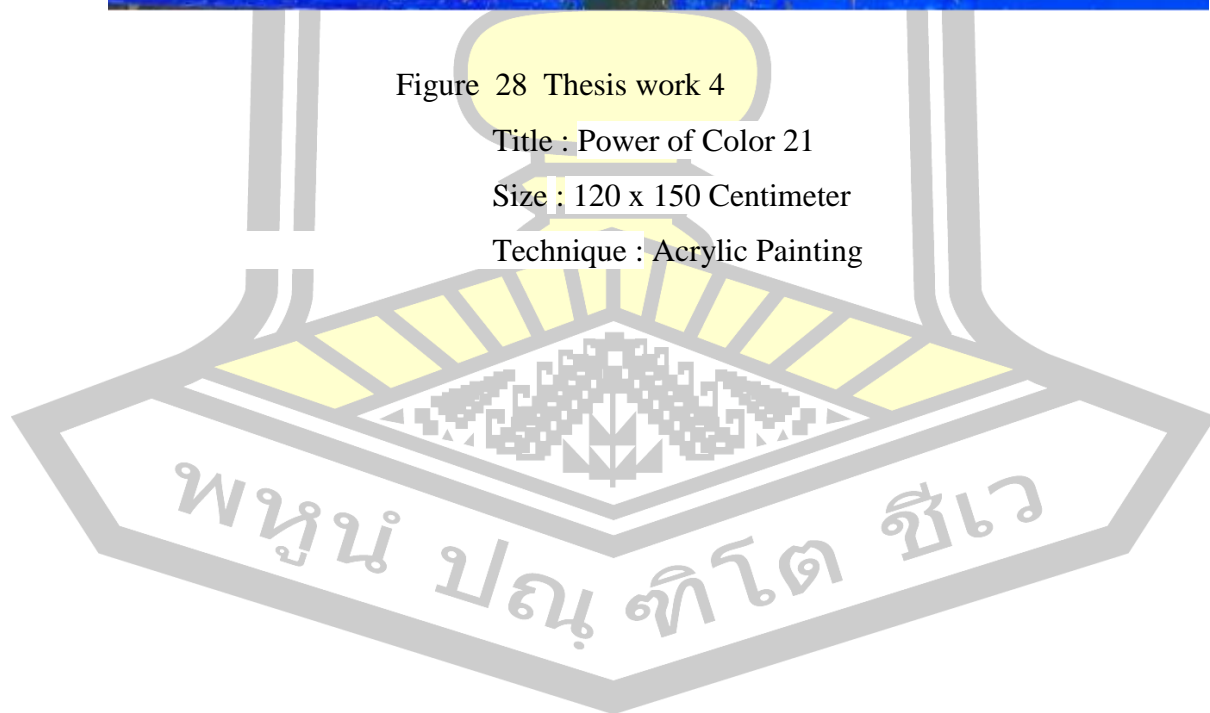




Figure 29 Thesis work 5

Title : Power of Color 21.1

Size : 120 x 150 Centimeter

Technique : Acrylic Painting

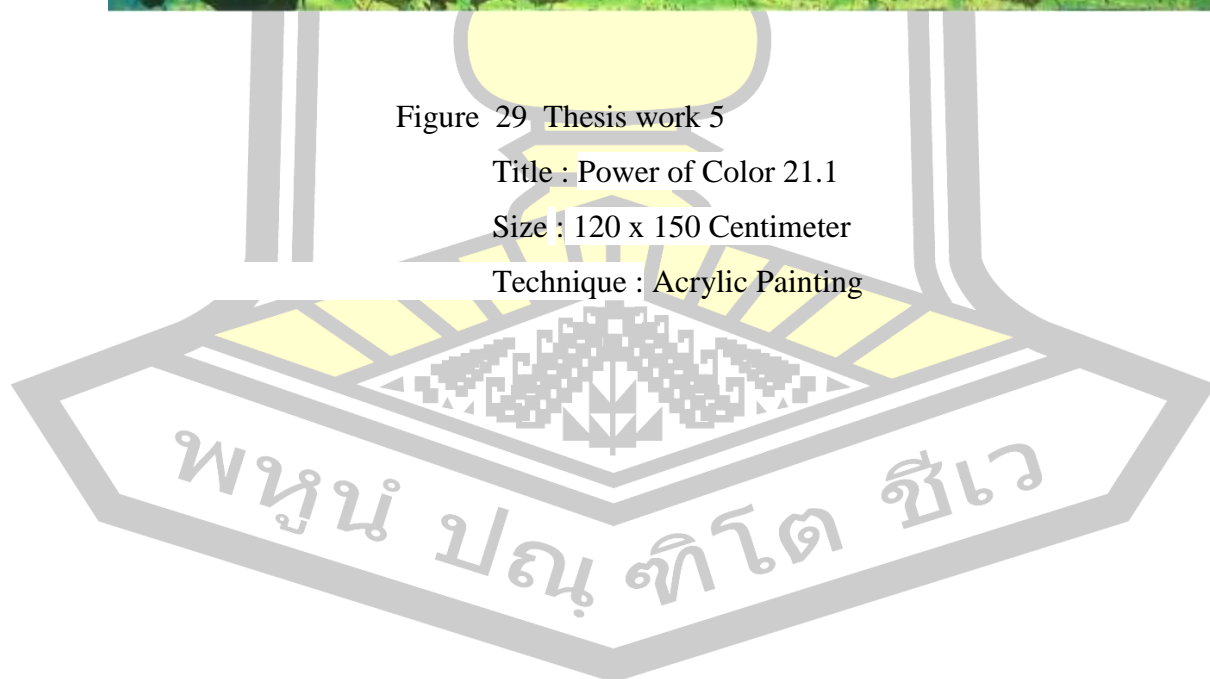




Figure 30 Thesis work 6

Title : Power of Color NO.7

Size : 120 x 150 Centimeter

Technique : Acrylic Painting

### 3. Thesis work 3

3.1 Idea/ Concept: The concept of this series of works comes from looking at Gansu and Xinjiang from China, due to the influence of objective factors such as altitude, geographical location, seasonal climate, and human subjective factors. Looking at Gansu and Xinjiang from a high altitude, the feeling is different. Sometimes it is sunny, sometimes it is rainy, and sometimes it is foggy. Then with the passage of time, the historical and present forest coverage gradually faded away. To show that there is no absolute stillness, the earth is moving and the land is also constantly moving.



3.2 Form: Adopting the lines of Gansu's topography. According to the historical factors of Gansu and the current surface color, the color of "Tang Sancai" is mainly extracted. To awaken Chinese people's deep memory of Gansu, they may not know the sense of lines seen from high altitude, but the color is a common memory.

3.3 Results: Through the creation and integration of Gansu's landform seasons, climate, and history, it shows the integration of social forces and natural forces to varying degrees. The power of life expressed in the works has also been displayed in different ways.

3.4 Progress: The 7th and 8th assignments are good, and the work will be developed according to this feeling. If you want to study for a doctorate, you can apply.



Figure 31 Thesis work 7

Title : Power of Color—Summer

Size : 122 x 244 Centimeter

Technique : Acrylic Painting



Figure 32 Thesis work 8

Title : Power of Color—Rain

Size : 122 x 244 Centimeter

Technique : Acrylic Painting



Figure 33 Thesis work 9

Title : Power of Color—Gansu

Size : 122 x 244 Centimeter

Technique : Acrylic Painting

## CHAPTER V

### CONCLUSION DISCUSSION AND RECOMMENDATION

This chapter examines the extent to which the study problems have been resolution by the work, study and how the findings add to the existent literature. Conclusion about the creation purposes and the creation resolution are drawn based on the results findings. It will be presented according to the following topics:

1. Purpose of Creation
2. Conclusion
3. Discussion
4. Recommendation

#### **Purpose of Creation**

1. To study Research and analyze the geographical features of Xinjiang and Gansu, natural disasters about the earth, the five elements of China, the application of colors in Chinese culture and world culture, etc. Through the acrylic paint painting "The Power of Color" to show a hope and yearning for beauty. Through the collection of information and his own unique choices, the author wants to express that color is the color of the world, no matter which country or nation the social power is unconditionally integrated with the natural power. There are many factors involved in the creative process, style, technique, materials, etc. So I do a lot of sketches to experiment, and finally determine that the color can be conveyed in a unique way. In visual art, by looking for data, researching data, and analyzing data to make your works have a deeper meaning. The progress of my research has also gradually progressed from looking at the earth from the universe to looking at China from the earth, and then to looking at Xinjiang and Gansu from China. The work is progressing smoothly.

2. To create the visual arts The social forces and climates of different nations and peoples are unconditionally integrated into one. Different colors and lines express different emotions. The work uses acrylic paint prepared with diluent as a medium to convey the power of various national festivals and the integration of natural forces in

different geographical locations. In the analysis of data research, the interest in color is increasing day by day. The fusion and collision of colors express different emotions, and the lines formed between different colors also increase the atmosphere. Different colors are used in different festivals, so I also use different colors to bring different feelings to the audience. The addition of cultural theories makes the whole picture more powerful to express strength and hope.

## **Conclusion**

This visual arts creation thesis *Power of Color* will be presented the conclusion according to the following topics:

### **1. Results of Data Analysis**

In order to better convey and allow the audience to understand the concept of power and beauty, this article provides an in-depth understanding of the application and culture of color in various aspects. And in terms of style and use of materials and technology, it has adopted the principles that are consistent with the theory. In order to use this special technique to achieve a work that is consistent with the theme, I constantly do a lot of experiments and sketches, learn from experience and improve my work, and use the best state of the author to achieve the best picture effect. The application of colors in Chinese history, different climates, and different viewing angles combine to express the fusion of different forces in an irregular and abstract natural way of expression. In order to express the naturalness of fusion and increase the credibility of the viewers, the technique adopted is also to cancel the traditional brush, and to control the naturalness of the picture through comprehensive techniques.

### **2. Results of Creation**

The initial inspiration came from showing the beauty of the scenery depicted in the book "Shan Hai Jing" from a different angle, and finally under the leadership of the teacher, "power" was the theme. In the process of painting with the theme of power, from data collection, analysis, research, to making works, it is

gradually concrete. The beautiful scenery created with the power and creation that only nature can show is integrated into the author's materials and works in an abstract form. Giving life to the work, it also expresses emotion, and the harmony between the diversity of cultures.

## Discussion

The result of creation was discovered which indicated

### 1. Results of Data Analysis

By seeing the internationalization of Chinese traditional culture and the understanding of the use of colors in other countries, I saw the concept of the work in collecting materials and reading. There are many different aspects and different forms of cultures that use color from Chinese history to the present. Through the collection, collation and research of information, through the form of painting and the combination of Chinese festivals and other festivals to express strength and hope. Color is an indispensable thing in any country or nation. It is the composition of beauty and the medium for people to express their emotions. People can express their inner emotions through colors. The power brought by the Holi Festival in India is hope, and we splash paint on each other to express our blessings. The China International Kite Festival also uses kites of different colors and shapes to convey their hope for the future to the sky through the power of the wind. Therefore, the addition of culture to the ground surface from the perspective of high altitude is also a fusion of natural forces and people's social and cultural forces. Better show the concept of power.

### 2. Results of Creation

The created works use color, and color is widely used. Different countries, different nations and different climates use different colors, which represent both China and the world, and better reflect the integration of world culture and nature. . The works are displayed in the form of paintings, and in order to better express the whole picture, a larger size is used. Let people more intuitively feel the integration of cultural diversity and integration with nature, expressing the life force, emotion and hope of the movement. Creating a lot of works has given me a new and

deeper understanding of color. Each work has a good effect and a bad effect.

Generally speaking, it went smoothly.

### 3. The new finding/ the new knowledge

In the process of researching the concept of power, I deeply understand the diversity of power. I refer to many artists who use color. Each person has a different expression style and interprets power in different ways. In the process of collecting data for my works, I discovered other ways of using color in culture. In the process of making works and looking at other artists' works, I kept thinking and used them to express other concepts such as modern technology. Adjusting the amount of thinner and adjusting the concentration of the color may achieve other artistic effects. It can also be used not only on the canvas, but also on objects and developing other color expression methods is worth studying in the future.

### 4. The effects or reaction on social or technical field


Through this form and technology, this form can be brought into the masses, so that ordinary people can also make their own "works". By providing diluted pigments to "change color" on anything, interact with people, and create imaginative works of art. These works may express the mood of the creator at that time. Each work has a unique emotion for each person. show. The power of the society is huge, and in this way, the society can satisfy the artistic expression of its own heart. Get the release of mental stress.

## **Recommendation**


1. Do more experiments with pigments, and what effect can be achieved by adding the ratio of diluent. Look at the works of other artists, understand the concept and inspiration of the works, and increase your sensitivity to art. Read more about color theory, festivals, culture, etc., as well as sociology, visual arts, and human relations to integrate art and society, and let art reflect society, so as to resonate with people's souls.

2. No matter what the discipline is, rising to a certain level will be inseparable from philosophy. Philosophy is a very ancient science, and it is also a subject that

makes people smart. Understand philosophy and let the principles of philosophy serve as a theoretical basis to integrate into your artistic works.



## REFERENCES





- Alun. (2022) *What color does the soil in the five elements represent? Is the color of the five elements related to the orientation?* [Online]. Available from: <http://www.chimatong.com/yswywxys/202210/06-221.html> [accessed 26 October 2022].
- Home project FR. (2009) . *HOME (FR)* . [Online]. Available from: <https://www.youtube.com/watch?v=NNGDj9IeAuI> [accessed 13 May 2009].
- Lu Cui. (2012) . *ShuoWenJieZi'Color word research.*[Online]. Available from: <https://cdmd.cnki.com.cn/Article/CDMD-10477-1012418634.htm> [accessed 1 April 2012].
- Song Fangbin. (2021) . *Research on the Spread of Painting Art in the Song Dynasty.* [Online]. Available from: <https://cdmd.cnki.com.cn/Article/CDMD-10286-1022462665.htm> [accessed 1 May 2021].
- Tang Jinping. (2014) . *Yellow Research in Ancient Chinese Clothing.* [Online]. Available from: <https://cdmd.cnki.com.cn/Article/CDMD100121015514748.htm> [accessed 1 December 2014].
- Wang Xingye. (2017) . *Research on Folk Creation Color View.* [Online]. Available from: <https://cdmd.cnki.com.cn/Article/CDMD-10285-1018017377.htm> [accessed 1 March 2017].
- Xu Ying. (2015) *The power of color.* [Online]. Available from: <https://cdmd.cnki.com.cn/Article/CDMD-10047-1015358394.htm> [accessed 1 May 2015].
- Yuan Hui. (2011) . *Research on the application of five elements of color in visual communication.* [Online]. Available from: <https://cdmd.cnki.com.cn/Article/CDMD-103531012336492.htm> [accessed 1 October 2011].
- Yu Tong. (2020) . *How many colors are there in Xinjiang?* [Online]. Available from: [https://www.sohu.com/a/420069996\\_103470](https://www.sohu.com/a/420069996_103470) [accessed 21 September 2020].

- Zhu Ling. (2015) . *Research on the Theory and Countermeasures of the Integration of Xinjiang Ice and Snow Tourism and Ice and Snow Culture*. [Online]. Available from: <https://cdmd.cnki.com.cn/Article/CDMD-10208-1015360266.htm> [accessed 1 May 2015].
- Xiao OO. (2022) . *Meanings and symbols of various colors*. [Online]. Available from: <https://www.51dongshi.com/esgedfhrchssr.html> [accessed 3 April 2022].
- Zhong Wei. (2020) . *Seeing Earth from Space: I want my homeland to live well*. [Online]. Available from: <https://zhuanlan.zhihu.com/p/108108464> [accessed 20 February 2020].
- Anonymity. (2020) . *Landscape Features of Danxia Landform in Zhangye*. [Online]. Available from: <https://wenwen.sogou.com/z/q909269904.htm> [accessed 13 April 2020].
- Zhang Yixin. (2021) . *Read / Looking at China from an altitude of 600,000 meters*. [Online]. Available from: [https://www.sohu.com/a/499662494\\_748852](https://www.sohu.com/a/499662494_748852) [accessed 17 November 2021].
- Ou Yunhai. (2019) . *Colorful Hills China's No. 1 Tour Zhangye Colorful Danxia*. [Online]. Available from: [http://city.ce.cn/news/201909/26/t20190926\\_6885753.shtml](http://city.ce.cn/news/201909/26/t20190926_6885753.shtml) [accessed 26 September 2019].
- Shanghai Power Station of Art. (2020) . *European Contemporary Art Representative / Klein*. [Online]. Available from: [https://www.sohu.com/a/393199286\\_99896106](https://www.sohu.com/a/393199286_99896106) [accessed 5 May 2020].
- TUTU. (2017) . *Top 10 Most Expensive Paintings in World Auction History* [Online]. Available from: [https://www.sohu.com/a/193419177\\_737410](https://www.sohu.com/a/193419177_737410) [accessed 20 September 2017].

## BIOGRAPHY

**NAME** Puwen Jiang

**DATE OF BIRTH** September 4,1997

**PLACE OF BIRTH** China

**ADDRESS** Mengyin County,Linyi City,  
Shandong Province,China

**EDUCATION** 2020 Bachelor of Environmentai Design,  
Shangrao Normal Unicersity

2023 Master of Fine Arts  
Program in Visual Arts  
Faculty of Fine-Applied Arts and  
Cultural Science,  
Mahasarakham University

